

CAMPGROUND FEE INSTRUCTIONS

\$16.00 PER CAMPSITE PER DAY

Golden Age Passes Are NOT Accepted

Procedures

- 1. All campsites are available on a first-come / first-served basis.**
- 2. Occupy campsite, note site number, and return here with camp fee and envelope within 30 minutes.**
- 3. Complete envelope with required information.**
- 4. Put applicable fee in envelope. Payment by cash or traveler's check is preferred.**
- 5. Tear off payment stub, seal envelope, and deposit completed envelope in collection tube at campground entrance.**
- 6. Display completed payment stub in clip provided on campsite post.**

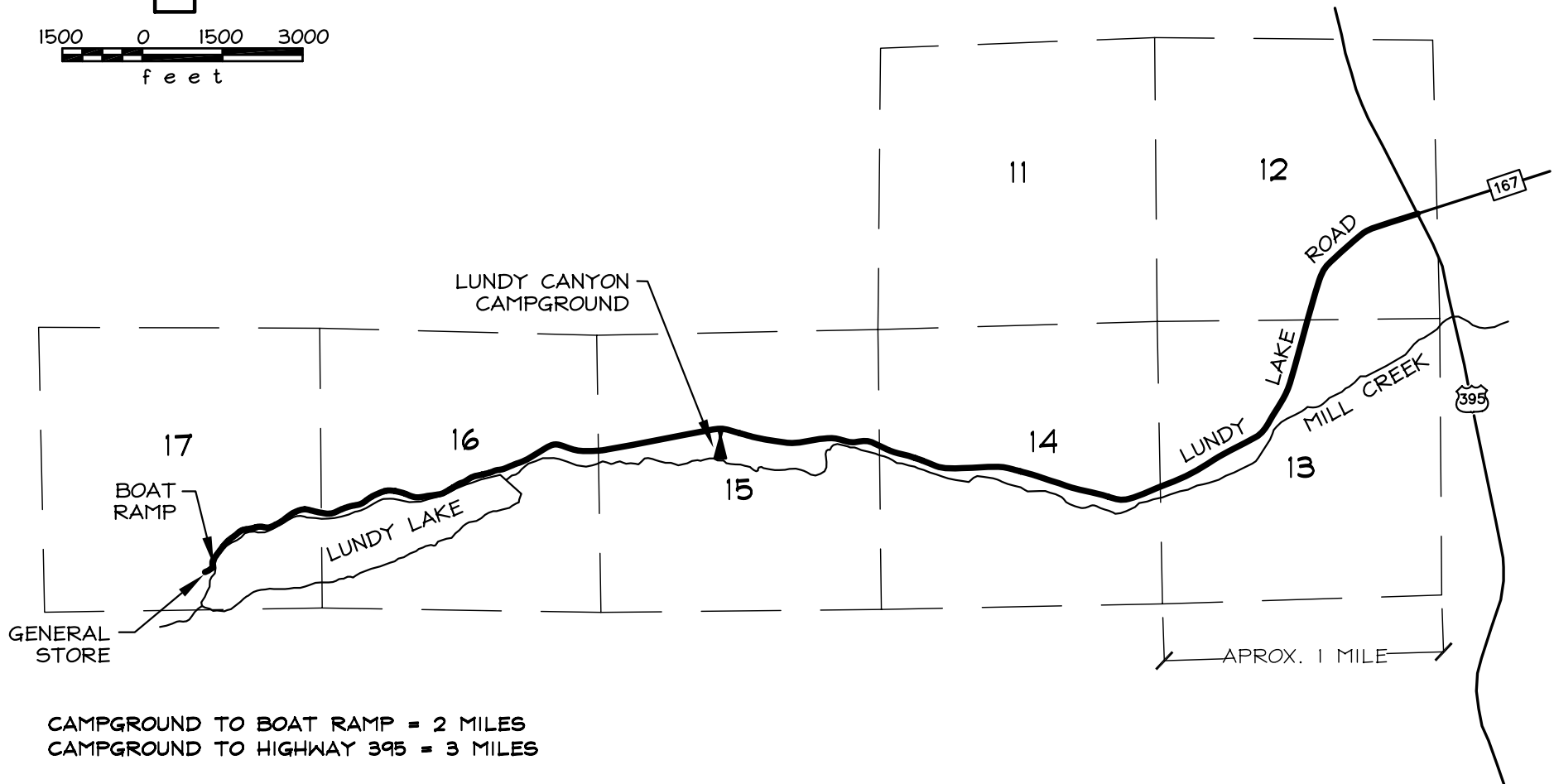
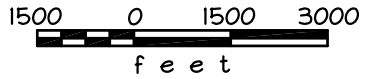
Fee and Usage Information

- 1. Payment may be made for more than one consecutive day.**
- 2. Site permit is valid only for the specified site and for the days paid.**
- 3. Campsite occupancy is limited to six persons (maximum).**
- 4. Camping fee covers only two vehicles. Additional fees are required for extra vehicles as follows:**
 - a) Each additional vehicle over 2 \$2.00**
 - b) Each additional motorcycle over 4 \$1.00**
- 5. Check-out time is 2:00 p.m. on day of departure.**
- 6. There is no limit to the duration of your paid visit.**
- 7. No refunds.**

Thank you for visiting and we hope you enjoy your stay!

**COUNTY OF MONO
DEPARTMENT OF PUBLIC WORKS**

If you have any questions, comments, or concerns, please contact the
Mono County Department of Public Works at (760) 932-5440
Or write to: Post Office Box 457, Bridgeport, California 93517



CAMPGROUND TO BOAT RAMP = 2 MILES
CAMPGROUND TO HIGHWAY 395 = 3 MILES






CAMPGROUND ENTRANCE = 38°02'04.47"N, 119°12'22.93"W, ELEV. = 7660 FT.
TOWNSHIP 2 NORTH, RANGE 25 EAST, SECTION 15, MDB#M

VICINITY MAP
LUNDY LAKE CANYON
CAMPGROUNDS
MCPW 4/10/12

LUNDY CANYON CAMPGROUND MAP

NOTE: MOST SPACES WILL FIT A 35' LONG RV, EXCEPT TENT SITES

LEGEND

-  = RESTROOM
- 24 = POSTED SITE NUMBER
-  = NON-POTABLE WATER SPIGOT
-  = BEAR BOX
-  = TENT SITE (SMALLER VEHICLES)
-  = ROCK BARRIER

