



Ballot Collection Products

MODEL VA-3630

IS YOUR DROP BOX SECURE?

If you answer **yes** to any of the following, your drop box is not secure.

Does the metal flex when pushing on the sides?

Will objects larger than a ballot through slots?

Are screws or hex bolts seen outside the box?

Are rivets or spot welds used to hold it together?

Call or email for fast quotes and friendly service.

www.VOTEARMOR.com
 (253)846-8370 Main Office
 (253)882-4112 Tech/Sales
 sales@votearmor.com

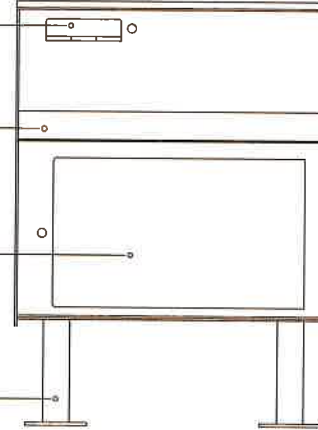
Features & Benefits

Flush door on deposit slot has a sleek look with no prying points increasing difficulty of forced entry.

Drip edge diverts rain water from access door.

Flush mounted access door has hinge assembly on inside to resist tampering. Lock on body makes for stronger shear engagement of the cam and it's receiver.

Heavy duty leg posts can be ordered as a surface mount style as shown, or longer cast in concrete version without feet.



Drip edge protects deposit slots from rain water entry.

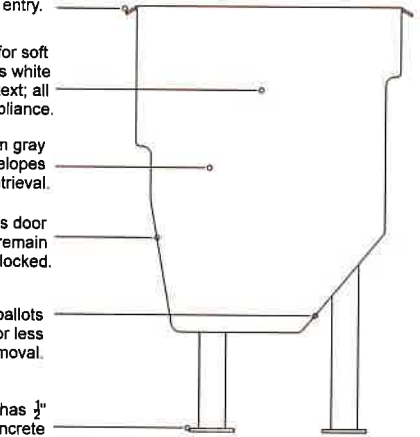
All edges are ground smooth for soft touch, and the exterior is gloss white for maximum contrast with text; all features for ADA compliance.

Interior color is a medium gray to contrast with ballot envelopes preventing incomplete retrieval.

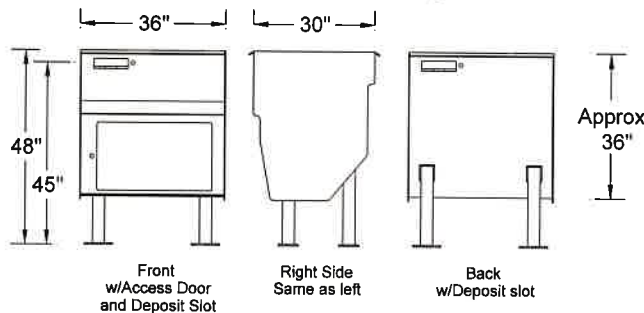
Angled hang of access door ensures door will not remain closed unless it's securely locked.

Slanted back forces ballots towards access door for less strain during ballot removal.

Surface mount version has $\frac{1}{2}$ " thick feet for mounting to concrete with $\frac{1}{2}$ " anchoring hardware.



Size, Weight, & Shipping



Product ships upside down on a 42" x 42" wood pallet with a corrugated cardboard cover. Shipping weight is approximately 650 lbs. Keys are shipped in a separate box with special attention to any authorized county official.

Locks & Keys



Each unit comes standard with Camlock Series 35 locks and are all coded alike for your specific county. These locks cannot be purchased by any other county or municipality. Key and lock control logs are kept throughout production for security. Logs are available upon written request.