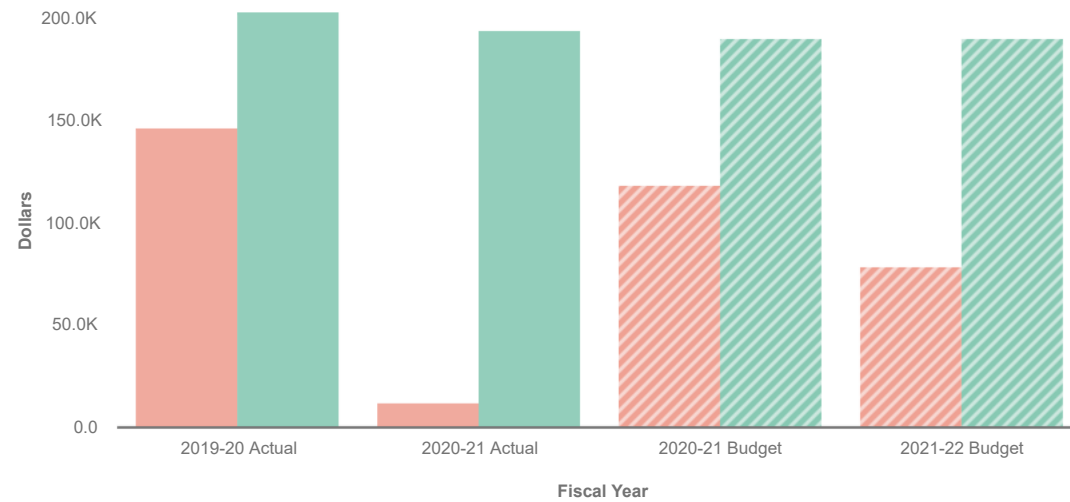


# 0. 2021-22 Recommended Budget

CSA #1 Crowley 160-10-225



## Visualization



Sort **Large to Small**

- Revenues
- Expenses

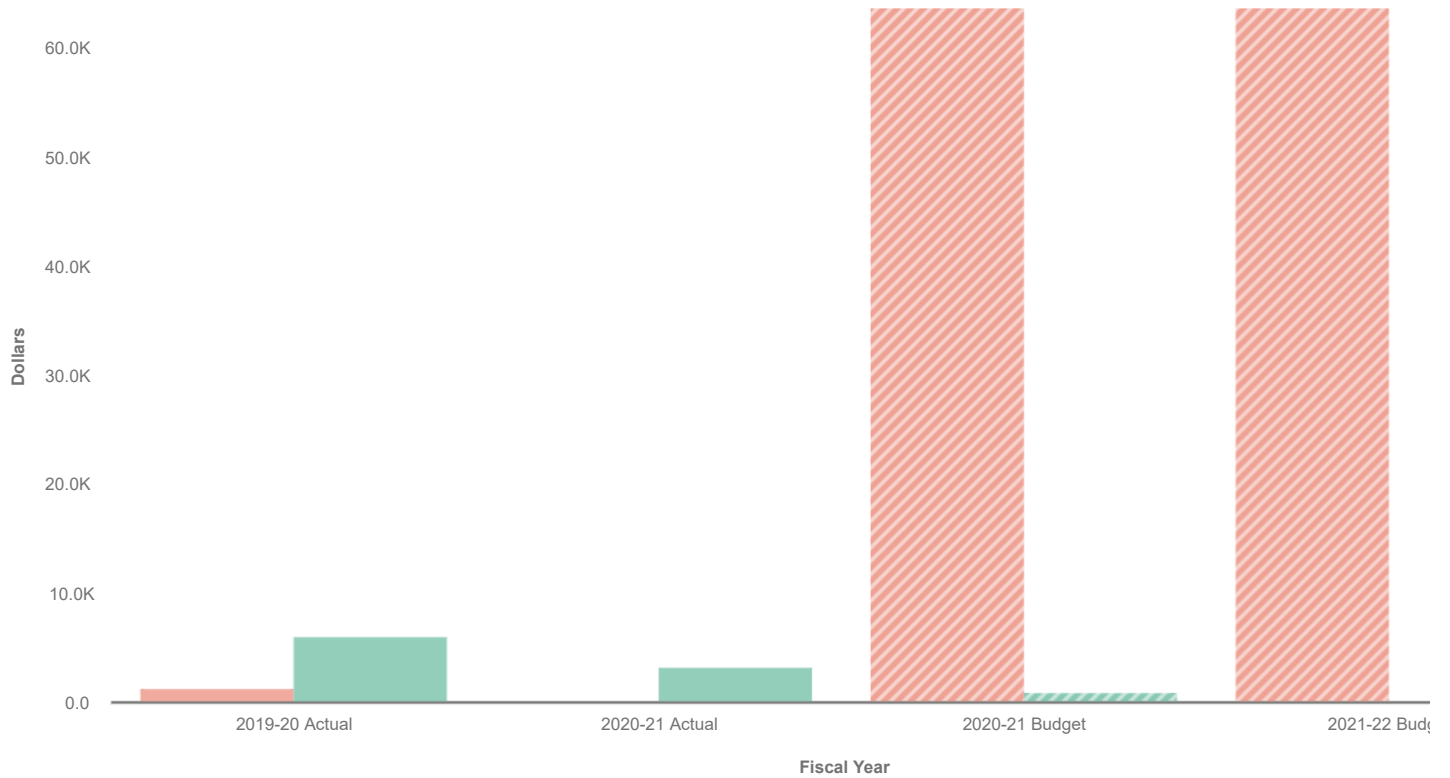
Collapse All	2019-20 Actual	2020-21 Actual	2020-21 Budget	2021-22 Budget
<b>▼ Revenues</b>	\$ 202,701	\$ 194,262	\$ 190,340	\$ 190,068
▶ Taxes	185,009	186,958	177,200	178,400
▶ Interest & Rents	11,230	7,279	7,640	8,168
▶ Miscellaneous Revenues	6,397	0	5,000	3,000
▶ Charges for Services	65	25	500	500
<b>▼ Expenses</b>	146,609	12,517	118,825	79,000
▶ Services and Supplies	29,044	11,363	76,625	42,500
▶ Transfers Out	107,315	0	30,000	0
▶ Salaries & Benefits	10,250	1,155	7,200	6,500
▶ Capital Outlay	0	0	0	25,000
▶ Contingency	0	0	5,000	5,000
<b>Revenues Less Expenses</b>	\$ 56,092	\$ 181,745	\$ 71,515	\$ 111,068

Data filtered by Types, COUNTY SERVICE AREA #1 CROWLEY, GENERAL-OTHER GENERAL, CSA #1, No Project and exported on June 2, 2021. Created with OpenGov

# 0. 2021-22 Recommended Budget

CSA #2 Benton 162-10-226

## Visualization



Expand All	2019-20 Actual	2020-21 Actual	2020-21 Budget	2021-22 Budget
▼ Revenues	\$ 6,148	\$ 3,240	\$ 1,000	\$ 0
▶ Interest & Rents	5,324	2,449	1,000	0
▶ Charges for Services	825	791	0	0
▼ Expenses	1,313	0	63,700	63,700
▶ Services and Supplies	1,313	0	63,700	63,700
<b>Revenues Less Expenses</b>	<b>\$ 4,835</b>	<b>\$ 3,240</b>	<b>\$ -62,700</b>	<b>\$ -63,700</b>

Data filtered by Types, COUNTY SERVICE AREA #2 BENTON, GENERAL-OTHER GENERAL, CSA #2, No Project and exported on June 2, 2021. Created with OpenGov

# 0. 2021-22 Recommended Budget

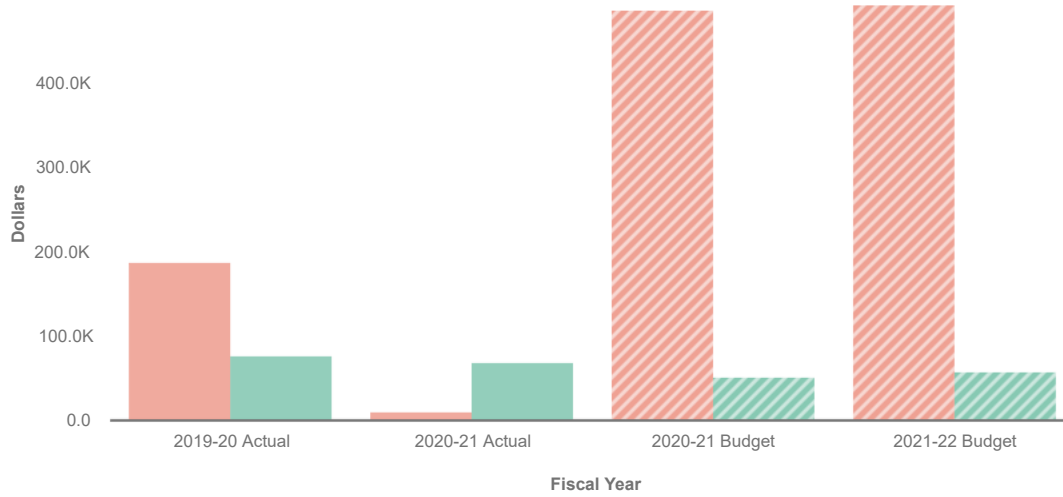
CSA #5 Bridgeport 163-10-227



## Visualization

Sort **Large to Small**

- Expenses
- Revenues



Expand All	2019-20 Actual	2020-21 Actual	2020-21 Budget	2021-22 Budget
▼ Revenues	\$ 77,471	\$ 69,271	\$ 51,420	\$ 58,000
▶ Taxes	57,515	57,642	46,920	55,000
▶ Interest & Rents	14,624	6,298	4,500	3,000
▶ Miscellaneous Revenues	5,332	5,332	0	0
▼ Expenses	188,821	11,713	487,000	492,000
▶ Capital Outlay	123,131	3,305	390,000	0
▶ Transfers Out	45,000	0	0	395,000
▶ Services and Supplies	20,690	8,408	97,000	97,000
<b>Revenues Less Expenses</b>	<b>\$ -111,350</b>	<b>\$ 57,559</b>	<b>\$ -435,580</b>	<b>\$ -434,000</b>

Data filtered by Types, COUNTY SERVICE AREA #5 BRIDGEPORT, GENERAL-OTHER GENERAL, CSA #5, No Project and exported on June 2, 2021. Created with OpenGov