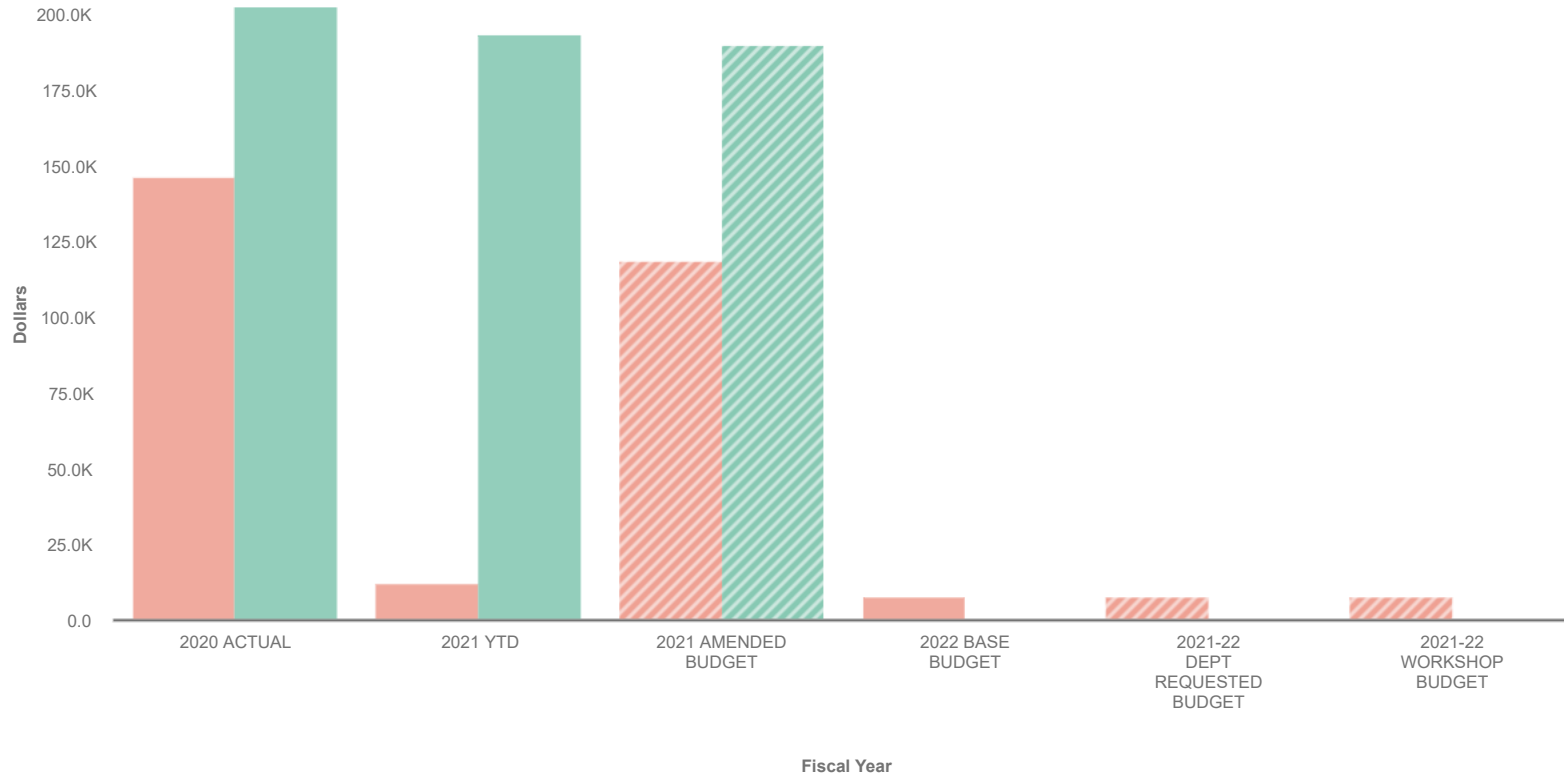


# 0. 2021-22 Recommended Budget

CSA #1 Crowley 160-10-225



## Visualization



Sort Large to Small

- Revenues
- Expenses

Collapse All	2020 ACTUAL	2021 YTD	2021 AMENDED BUDGET	2022 BASE BUDGET	2021-22 DEPT REQUESTED BUDGET	2021-22 WORKSHOP BUDGET
<b>▼ Revenues</b>	\$ 202,701	\$ 193,813	\$ 190,340	\$ 0	\$ 0	\$ 0
▶ Taxes	185,009	186,958	177,200	0	0	0
▶ Interest & Rents	11,230	6,830	7,640	0	0	0
▶ Miscellaneous Revenues	6,397	0	5,000	0	0	0
▶ Charges for Services	65	25	500	0	0	0
<b>▼ Expenses</b>	146,609	12,127	118,825	7,800	7,800	7,800
▶ Transfers Out	107,315	0	30,000	0	0	0
▶ Services and Supplies	29,044	10,973	76,625	600	600	600
▶ Salaries & Benefits	10,250	1,155	7,200	7,200	7,200	7,200
▶ Contingency	0	0	5,000	0	0	0

<b>Collapse All</b>	<b>2020 ACTUAL</b>	<b>2021 YTD</b>	<b>2021 AMENDED BUDGET</b>	<b>2022 BASE BUDGET</b>	<b>2021-22 DEPT REQUESTED BUDGET</b>	<b>2021-22 WORKSHOP BUDGET</b>
<b>Revenues Less Expenses</b>	\$ 56,092	\$ 181,686	\$ 71,515	\$ -7,800	\$ -7,800	\$ -7,800

Data filtered by Types, COUNTY SERVICE AREA #1 CROWLEY, GENERAL-OTHER GENERAL, CSA #1, No Project and exported on May 11, 2021. Created with OpenGov

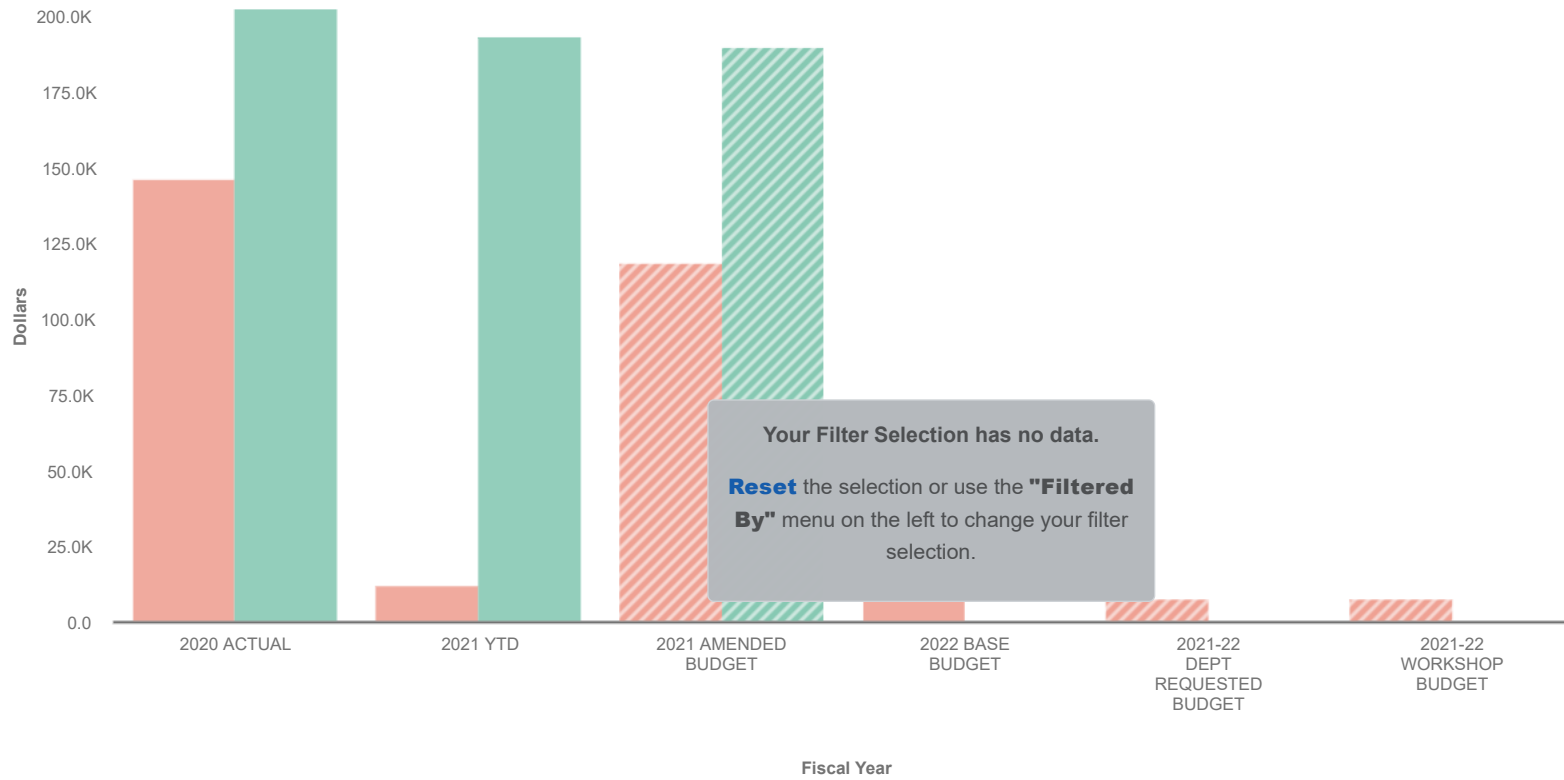
# 0. 2021-22 Recommended Budget

CSA #2 Benton 162-10-226



Sort **Large to Small**

## Visualization



	2020 ACTUAL	2021 YTD	2021 AMENDED BUDGET	2022 BASE BUDGET	2021-22 DEPT REQUESTED BUDGET	2021-22 WORKSHOP BUDGET
<b>Revenues Less Expenses</b>						

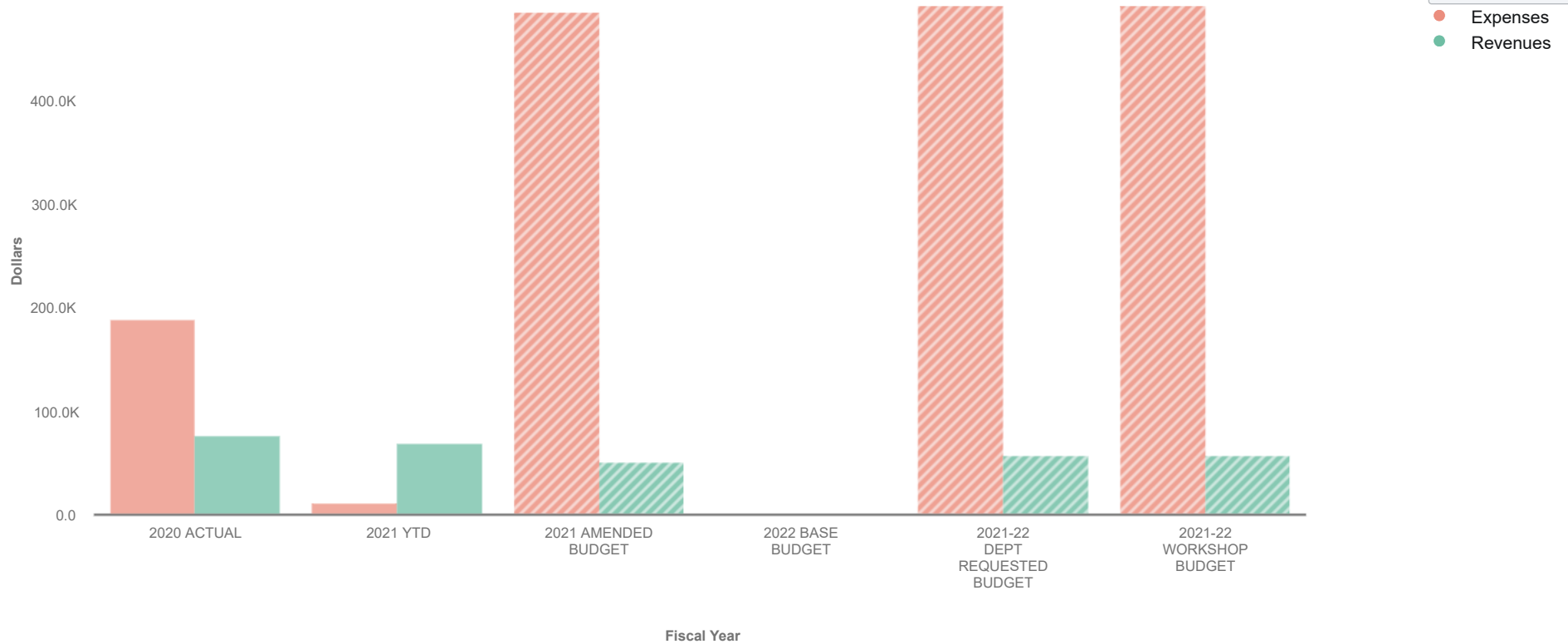
# 0. 2021-22 Recommended Budget

CSA #5 Bridgeport 163-10-227



## Visualization

Sort Large to Small



Expand All	2020 ACTUAL	2021 YTD	2021 AMENDED BUDGET	2022 BASE BUDGET	2021-22 DEPT REQUESTED BUDGET	2021-22 WORKSHOP BUDGET
▼ Revenues	\$ 77,471	\$ 69,261	\$ 51,420	\$ 0	\$ 58,000	\$ 58,000
▶ Taxes	57,515	57,642	46,920	0	55,000	55,000
▶ Interest & Rents	14,624	6,287	4,500	0	3,000	3,000
▶ Miscellaneous Revenues	5,332	5,332	0	0	0	0
▼ Expenses	188,821	11,692	487,000	0	492,000	492,000
▶ Transfers Out	45,000	0	0	0	395,000	395,000
▶ Capital Outlay	123,131	3,305	390,000	0	0	0
▶ Services and Supplies	20,690	8,387	97,000	0	97,000	97,000
<b>Revenues Less Expenses</b>	<b>\$ -111,350</b>	<b>\$ 57,569</b>	<b>\$ -435,580</b>	<b>\$ 0</b>	<b>\$ -434,000</b>	<b>\$ -434,000</b>