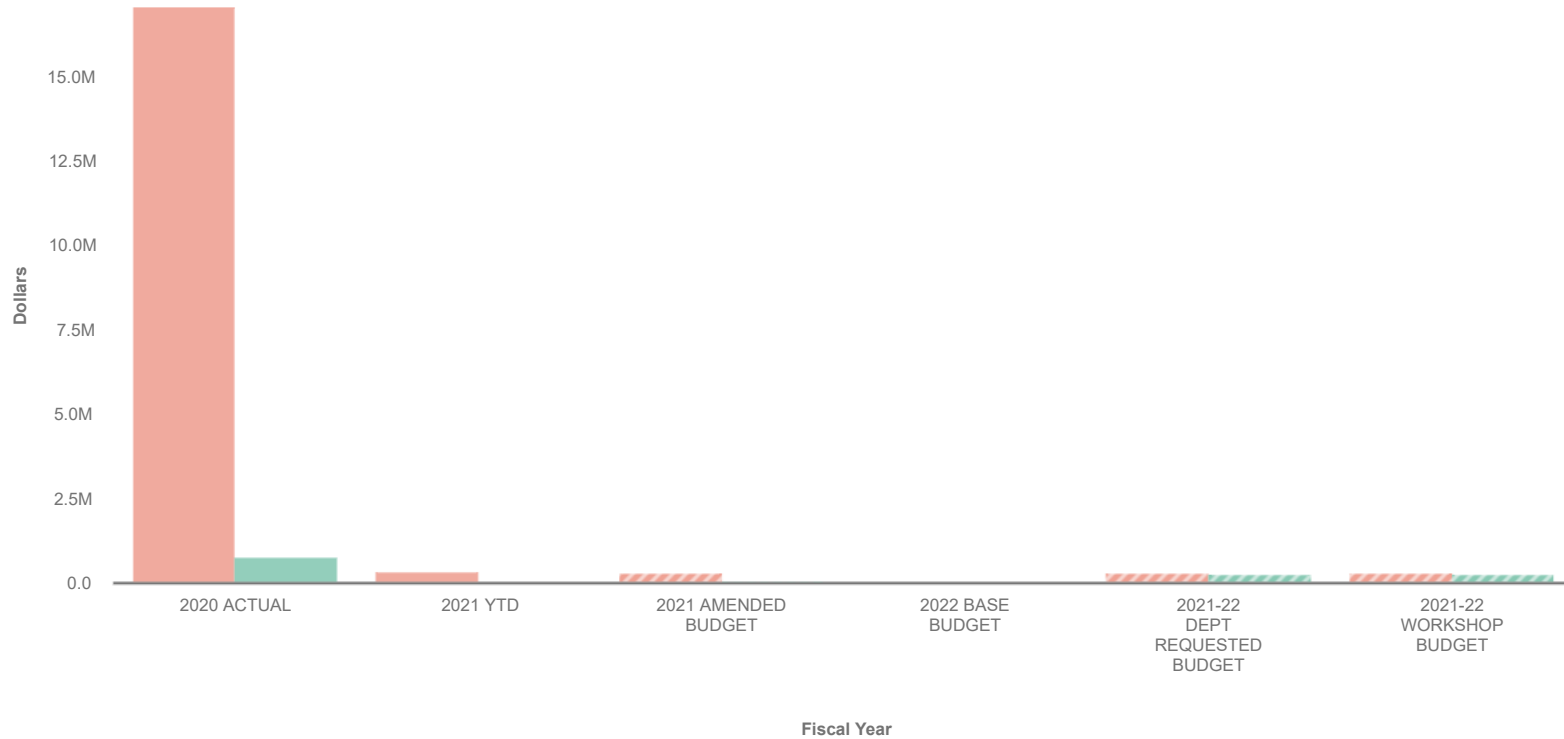


0. 2021-22 Recommended Budget

CIP Civic Center Project 193-18-725



Visualization



Sort **Large to Small**

- Expenses
- Revenues

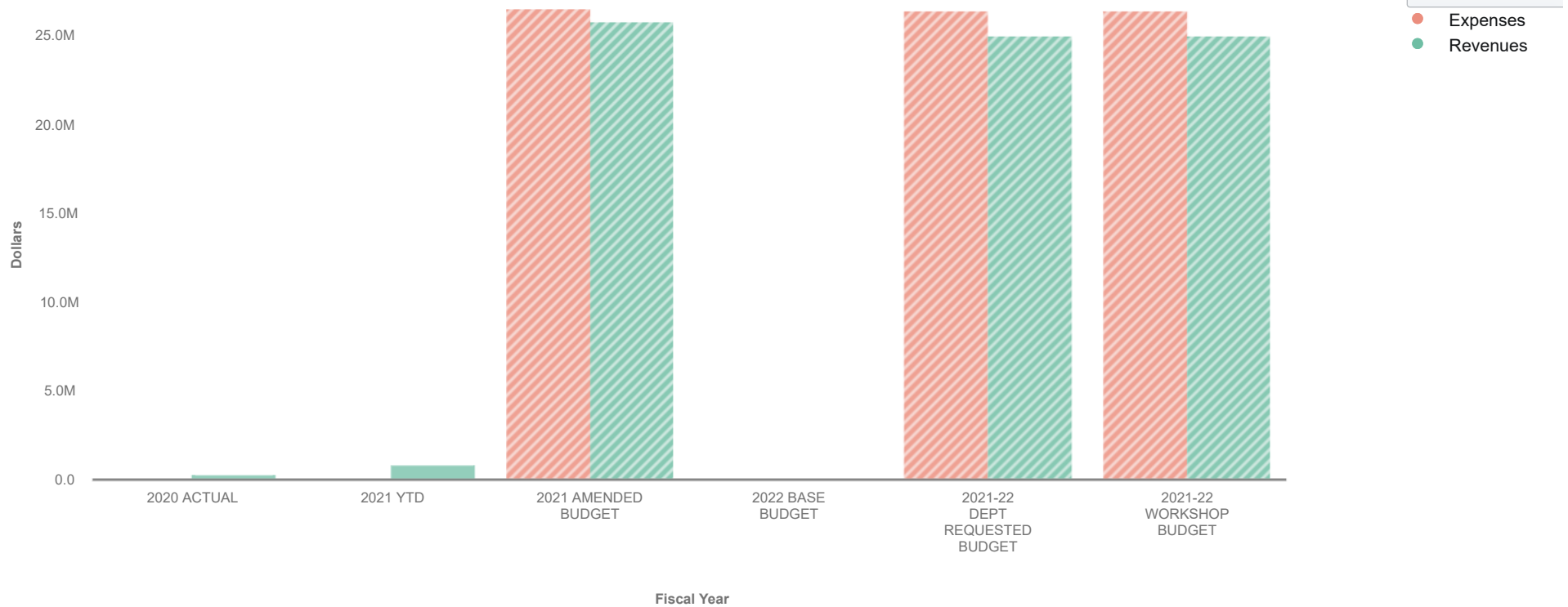
Collapse All	2020 ACTUAL	2021 YTD	2021 AMENDED BUDGET	2022 BASE BUDGET	2021-22 DEPT REQUESTED BUDGET	2021-22 WORKSHOP BUDGET
▼ Revenues	\$ 798,330	\$ 1,910	\$ 73,627	\$ 0	\$ 264,774	\$ 264,774
▶ Transfers In	565,000	0	71,768	0	0	0
▶ Miscellaneous Revenues	0	0	0	0	264,774	264,774
▶ Interest & Rents	233,330	1,910	1,859	0	0	0
▼ Expenses	17,030,262	348,054	307,360	0	303,328	303,328
▶ Capital Outlay	15,593,553	122,899	94,000	0	303,328	303,328
▶ Debt Service	939,975	0	0	0	0	0
▶ Services and Supplies	496,734	11,796	0	0	0	0
▶ Transfers Out	0	213,360	213,360	0	0	0
Revenues Less Expenses	\$ -16,231,933	\$ -346,145	\$ -233,733	\$ 0	\$ -38,554	\$ -38,554

0. 2021-22 Recommended Budget

CIP Criminal Justice Facility 192-22-460



Visualization



	2020 ACTUAL	2021 YTD	2021 AMENDED BUDGET	2022 BASE BUDGET	2021-22 DEPT REQUESTED BUDGET	2021-22 WORKSHOP BUDGET
Collapse All						
▼ Revenues	\$ 300,000	\$ 836,951	\$ 25,834,137	\$ 0	\$ 25,000,000	\$ 25,000,000
▶ Intergovernmental	0	129,814	25,127,000	0	25,000,000	25,000,000
▶ Transfers In	300,000	707,137	707,137	0	0	0
▼ Expenses	0	90,686	26,494,000	0	26,404,164	26,404,164
▶ Capital Outlay	0	90,686	26,494,000	0	26,404,164	26,404,164
Revenues Less Expenses	\$ 300,000	\$ 746,265	\$ -659,863	\$ 0	\$ -1,404,164	\$ -1,404,164

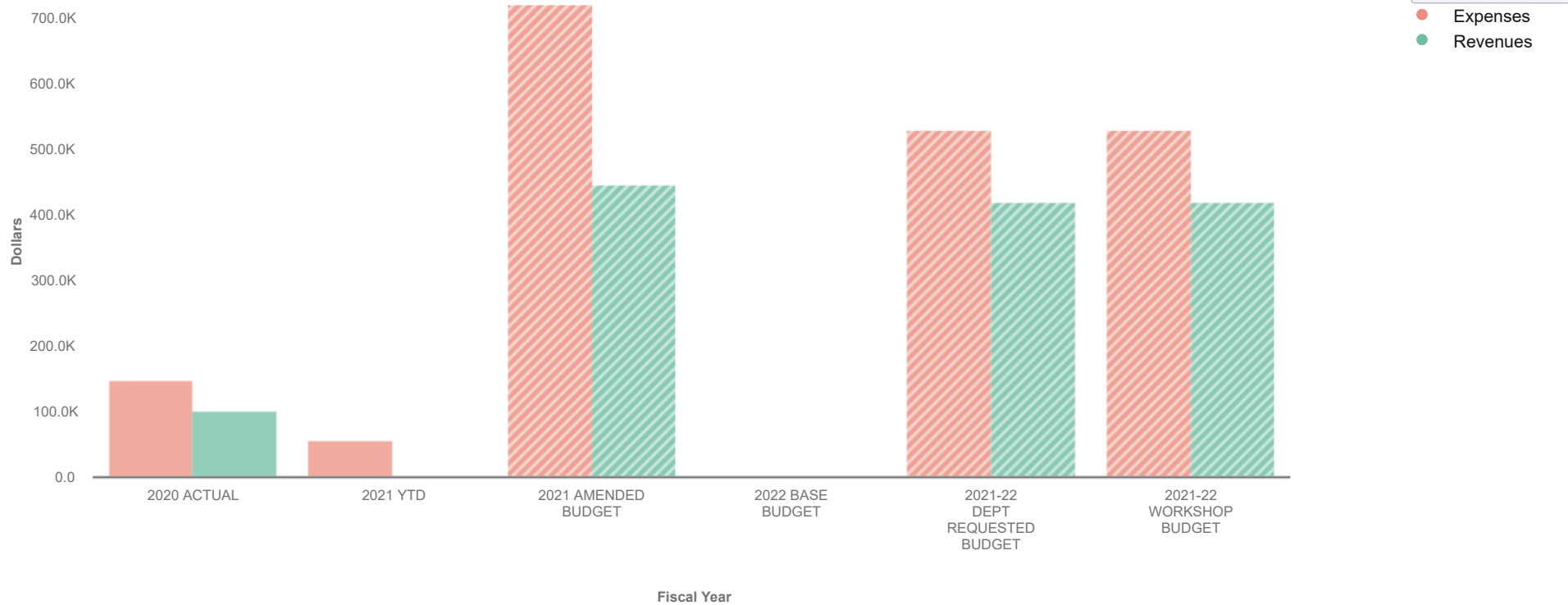
Data filtered by Types, Criminal Justice Facility, PUBLIC PROTECTION-POLICE, JAIL, No Project and exported on May 10, 2021. Created with OpenGov

0. 2021-22 Recommended Budget

CIP Fund 190-18-725



Visualization



	2020 ACTUAL	2021 YTD	2021 AMENDED BUDGET	2022 BASE BUDGET	2021-22 DEPT REQUESTED BUDGET	2021-22 WORKSHOP BUDGET
Expand All						
▼ Revenues	\$ 101,297	\$ 300	\$ 446,000	\$ 0	\$ 420,000	\$ 420,000
▶ Transfers In	101,017	0	435,000	0	395,000	395,000
▶ Miscellaneous Revenues	280	300	11,000	0	25,000	25,000
▼ Expenses	148,455	57,210	720,000	0	530,000	530,000
▶ Capital Outlay	147,955	55,498	720,000	0	530,000	530,000
▶ Services and Supplies	500	1,712	0	0	0	0
Revenues Less Expenses	\$ -47,157	\$ -56,910	\$ -274,000	\$ 0	\$ -110,000	\$ -110,000