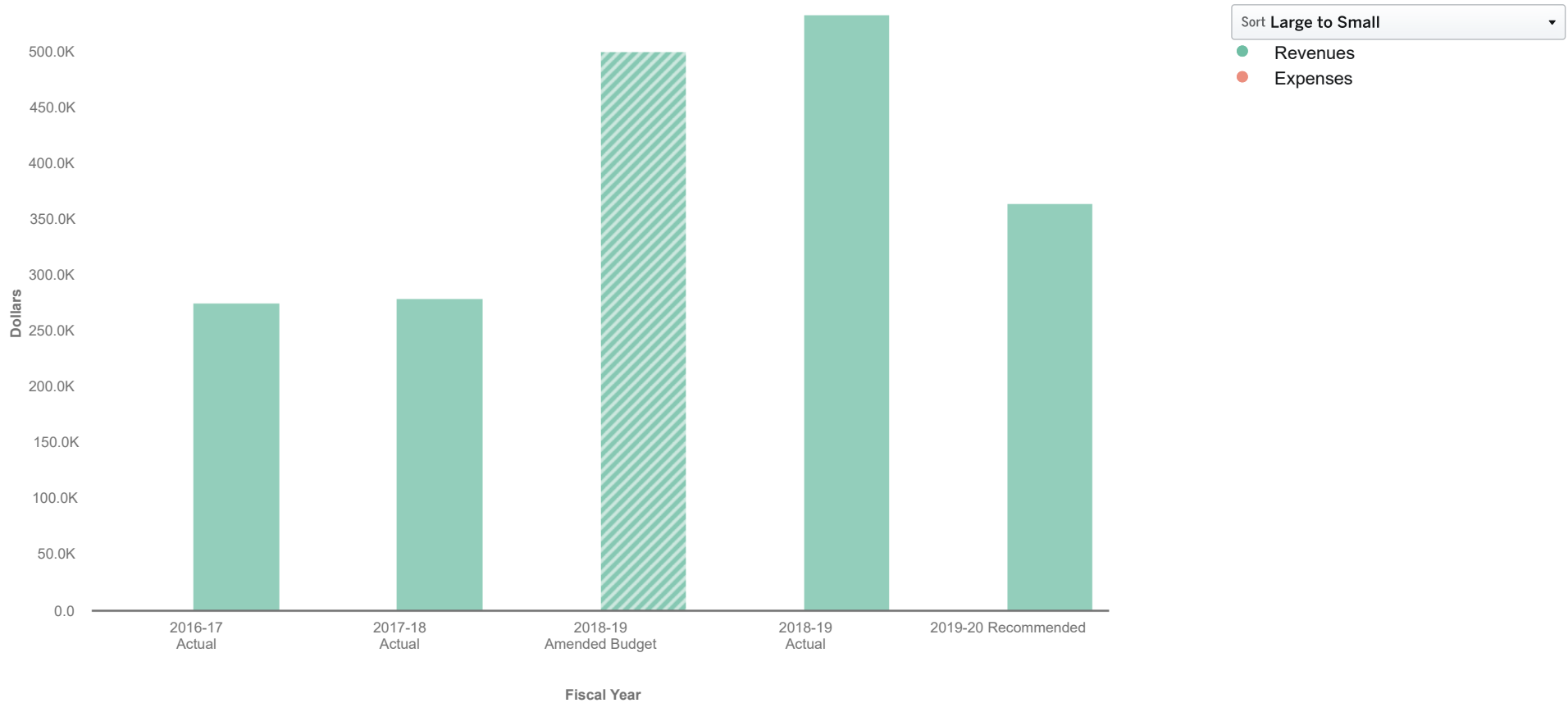


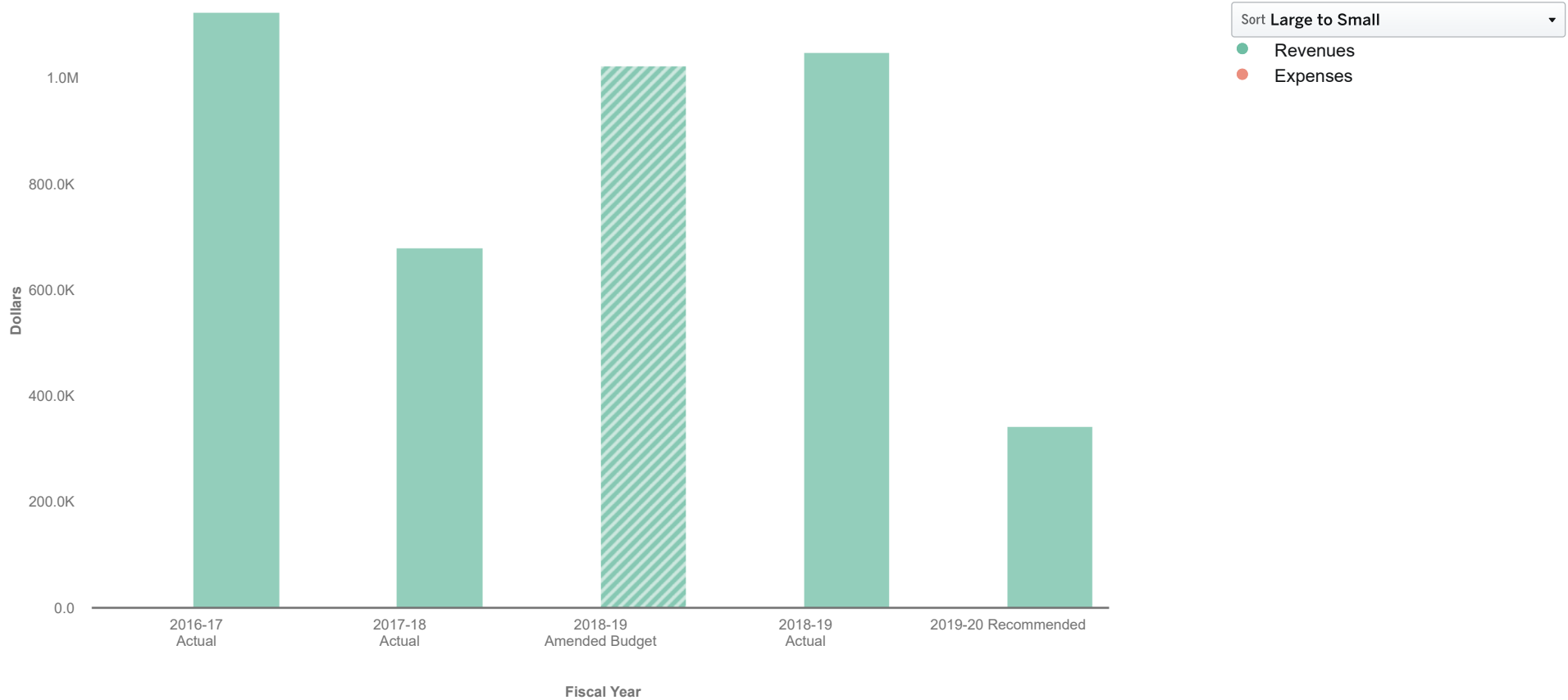
# General Reserve Fund 101-10-001



Collapse All	2016-17 Actual	2017-18 Actual	2018-19 Amended Budget	2018-19 Actual	2019-20 Recommended
▼ Revenues	\$ 275,859	\$ 280,008	\$ 500,000	\$ 532,302	\$ 364,470
▶ Transfers In	256,909	250,000	500,000	500,000	364,470
▶ Interest & Rents	18,950	30,008	0	32,302	0
<b>Revenues Less Expenses</b>	<b>\$ 275,859</b>	<b>\$ 280,008</b>	<b>\$ 500,000</b>	<b>\$ 532,302</b>	<b>\$ 364,470</b>

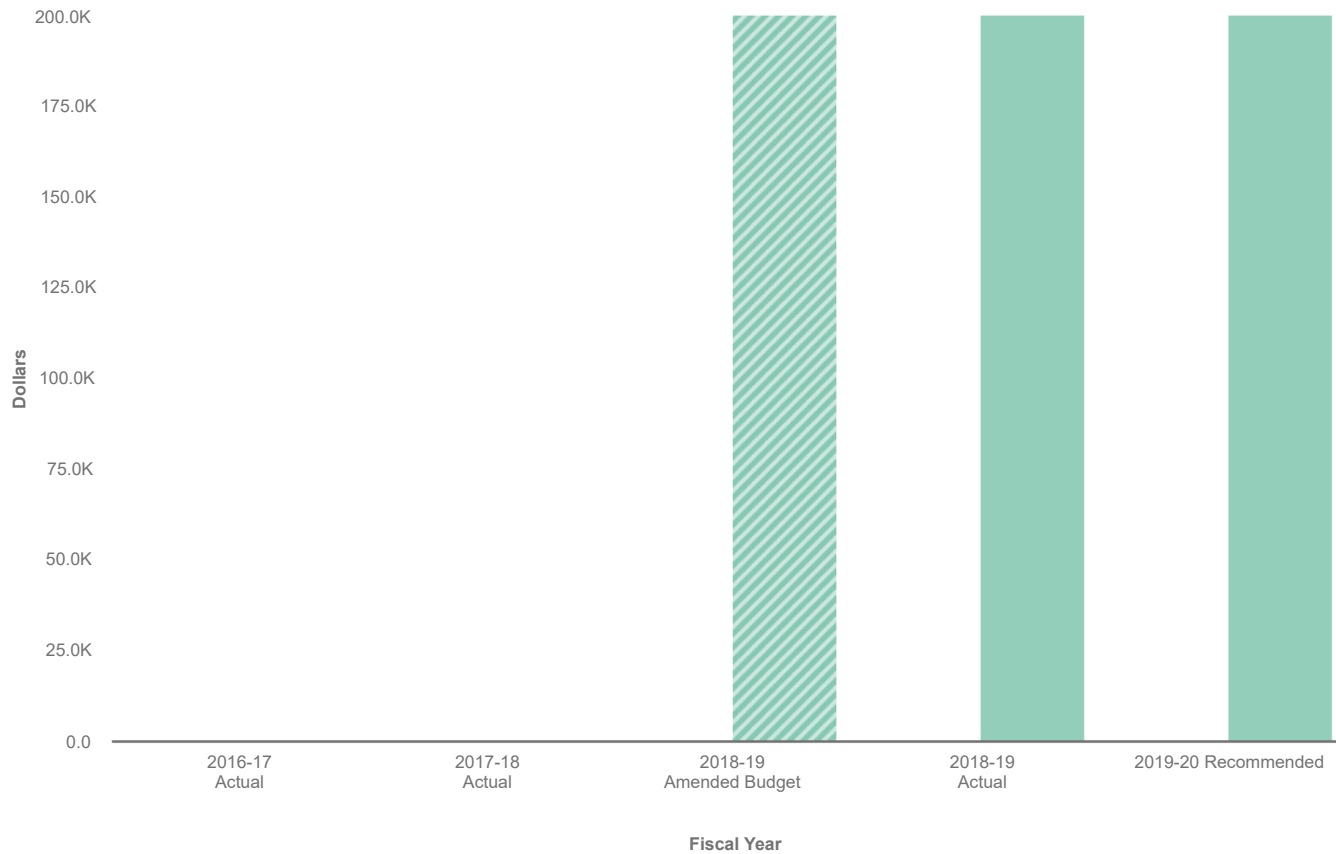
Data filtered by Types, GENERAL RESERVE FUND and exported on July 5, 2019. Created with OpenGov

# Economic Stabilization Fund 151-10-001



Collapse All	2016-17 Actual	2017-18 Actual	2018-19 Amended Budget	2018-19 Actual	2019-20 Recommended
▼ Revenues	\$ 1,123,832	\$ 681,349	\$ 1,024,180	\$ 1,050,459	\$ 343,000
▶ Transfers In	1,117,516	660,000	1,024,180	1,024,180	343,000
▶ Interest & Rents	6,316	21,349	0	26,279	0
Expenses	0	0	0	0	0
<b>Revenues Less Expenses</b>	<b>\$ 1,123,832</b>	<b>\$ 681,349</b>	<b>\$ 1,024,180</b>	<b>\$ 1,050,459</b>	<b>\$ 343,000</b>

# Affordable Housing Reserve Fund 188-27-251



Sort **Large to Small**

- Revenues
- Expenses

Collapse All	2016-17 Actual	2017-18 Actual	2018-19 Amended Budget	2018-19 Actual	2019-20 Recommended
▼ Revenues	\$ 0	\$ 0	\$ 200,000	\$ 200,000	\$ 200,000
▶ Transfers In	0	0	200,000	200,000	200,000
<b>Revenues Less Expenses</b>	\$ 0	\$ 0	\$ 200,000	\$ 200,000	\$ 200,000

Data filtered by Types, AFFORDABLE HOUSING RESERVE and exported on July 5, 2019. Created with OpenGov