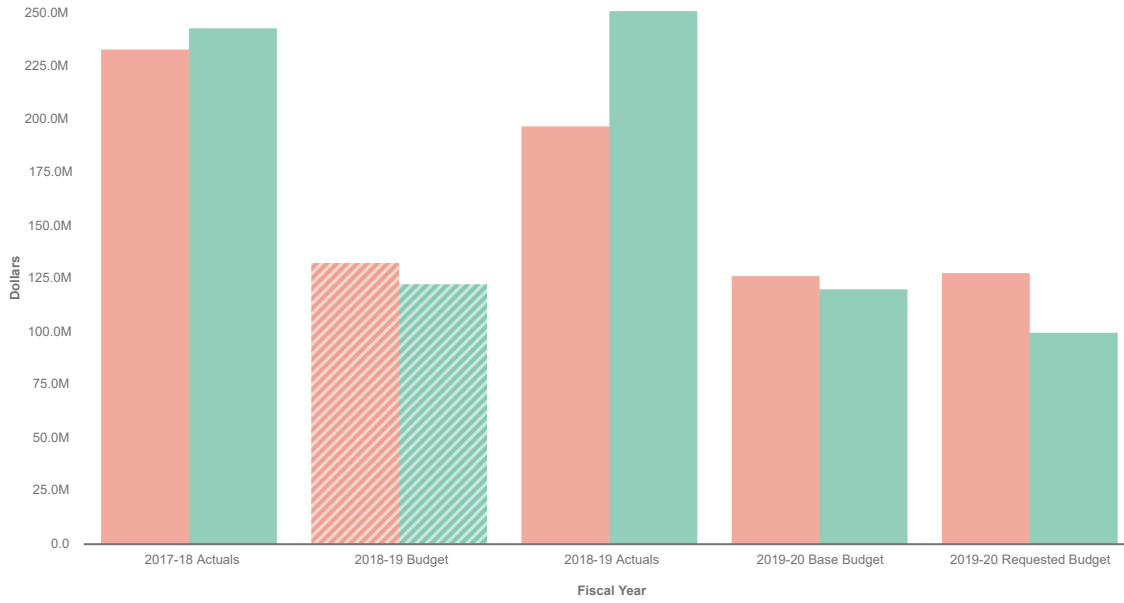


# Budget Summary - All Funds and Accounts

Updated On 10  
May, 2019



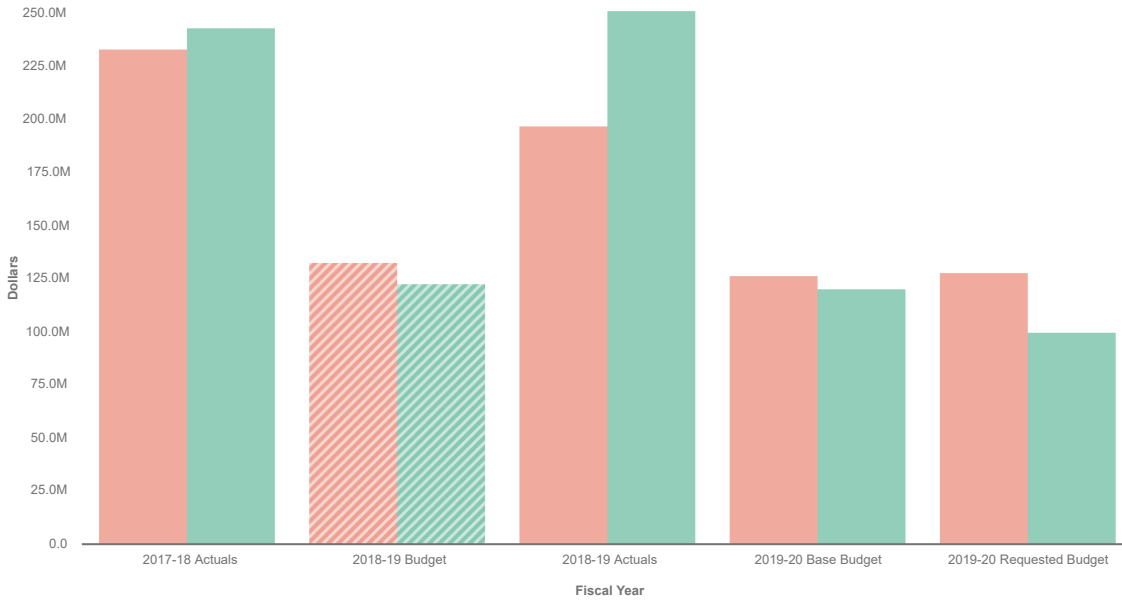
Sort **Large to Small** ▾  
● Revenues  
● Expenses

Expand All	2017-18 Actuals	2018-19 Budget	2018-19 Actuals	2019-20 Base Budget	2019-20 Requested Budget
▸ Revenues	\$ 242,882,840	\$ 122,933,405	\$ 250,647,335	\$ 120,255,256	\$ 100,046,531
▸ Expenses	233,017,534	132,894,469	196,708,317	126,353,482	128,100,624
<b>Revenues Less Expenses</b>	<b>\$ 9,865,306</b>	<b>\$ -9,961,064</b>	<b>\$ 53,939,019</b>	<b>\$ -6,098,226</b>	<b>\$ -28,054,092</b>

Data filtered by Types, Funds and exported on May 10, 2019. Created with OpenGov

# Budget Detail - All Funds and Accounts

Updated On 10  
May, 2019



Sort **Large to Small** ▾  
● Revenues  
● Expenses

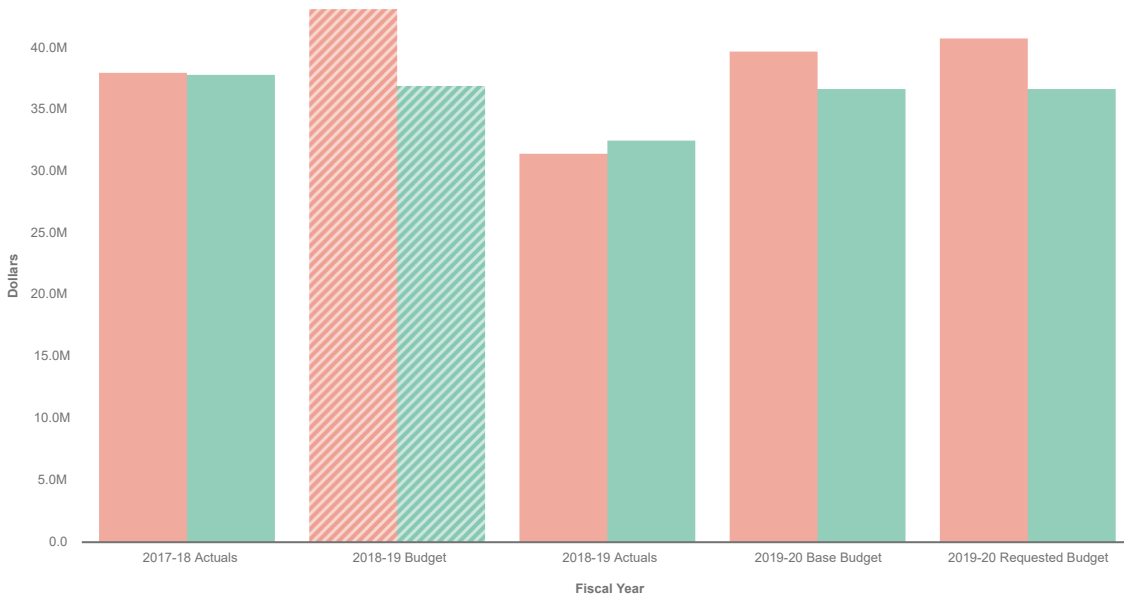
Collapse All	2017-18 Actuals	2018-19 Budget	2018-19 Actuals	2019-20 Base Budget	2019-20 Requested Budget
<b>▼ Revenues</b>	\$ 242,882,840	\$ 122,933,405	\$ 250,647,335	\$ 120,255,256	\$ 100,046,531
▶ Miscellaneous Revenues	164,018,606	3,964,800	169,961,934	3,540,886	3,395,576
▶ Intergovernmental	22,655,777	49,691,464	18,001,292	49,212,992	50,912,518
▶ Taxes	25,963,595	25,201,500	23,663,639	25,464,300	25,818,786
▶ Other Financing Sources	565,184	23,132,622	22,242,454	23,132,622	521,000
▶ Charges for Services	10,776,863	10,352,588	8,968,504	10,097,295	9,915,330
▶ Transfers In	13,517,697	8,633,689	4,912,715	6,828,358	7,172,683
▶ Interest & Rents	3,333,338	378,784	1,624,325	379,194	690,291
▶ Fines, Forfeitures & Penalties	1,264,776	883,275	581,853	903,275	903,025
▶ Licenses, Permits & Franchises	787,003	694,683	690,618	696,334	717,322
<b>▼ Expenses</b>	233,017,534	132,894,469	196,708,317	126,353,482	128,100,624
▶ Services and Supplies	177,385,128	24,716,267	158,355,025	18,339,411	24,300,854
▶ Salaries & Benefits	34,107,414	39,344,422	28,942,629	38,232,686	39,330,024
▶ Capital Outlay	3,793,344	55,302,745	3,460,223	54,307,248	53,543,228
▶ Transfers Out	13,517,696	8,572,560	4,911,430	5,704,351	7,119,627
▶ Other Expenses	2,612,527	1,297,666	5,100	6,443,050	598,799
▶ Debt Service	263,628	2,281,398	453,006	2,098,594	1,661,885
▶ Support of Other	1,120,755	1,379,411	560,905	1,228,143	1,546,207
▶ Depreciation	217,041	0	20,000	0	0
<b>Revenues Less Expenses</b>	\$ 9,865,306	\$ -9,961,064	\$ 53,939,019	\$ -6,098,226	\$ -28,054,092

Data filtered by Types, Funds and exported on May 10, 2019. Created with OpenGov

# Budget Summary - General Fund

Updated On 10  
May, 2019

Sort **Large to Small** ▾  
● Expenses  
● Revenues



Expand All	2017-18 Actuals	2018-19 Budget	2018-19 Actuals	2019-20 Base Budget	2019-20 Requested Budget
▸ Revenues	\$ 37,861,904	\$ 36,912,935	\$ 32,526,895	\$ 36,686,470	\$ 36,675,317
▸ Expenses	38,035,190	43,066,878	31,480,968	39,682,732	40,787,353
<b>Revenues Less Expenses</b>	<b>\$ -173,286</b>	<b>\$ -6,153,943</b>	<b>\$ 1,045,927</b>	<b>\$ -2,996,262</b>	<b>\$ -4,112,036</b>

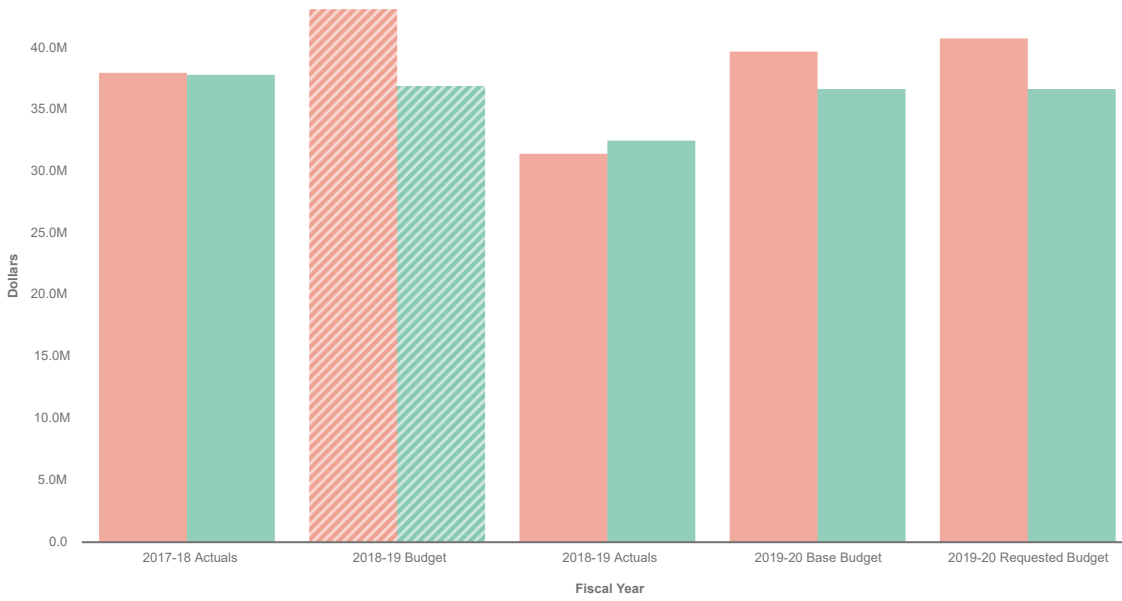
Data filtered by Types, GENERAL FUND and exported on May 10, 2019. Created with OpenGov

# Budget Details - General Fund

Updated On 10  
May, 2019

Sort **Large to Small**

- Expenses
- Revenues

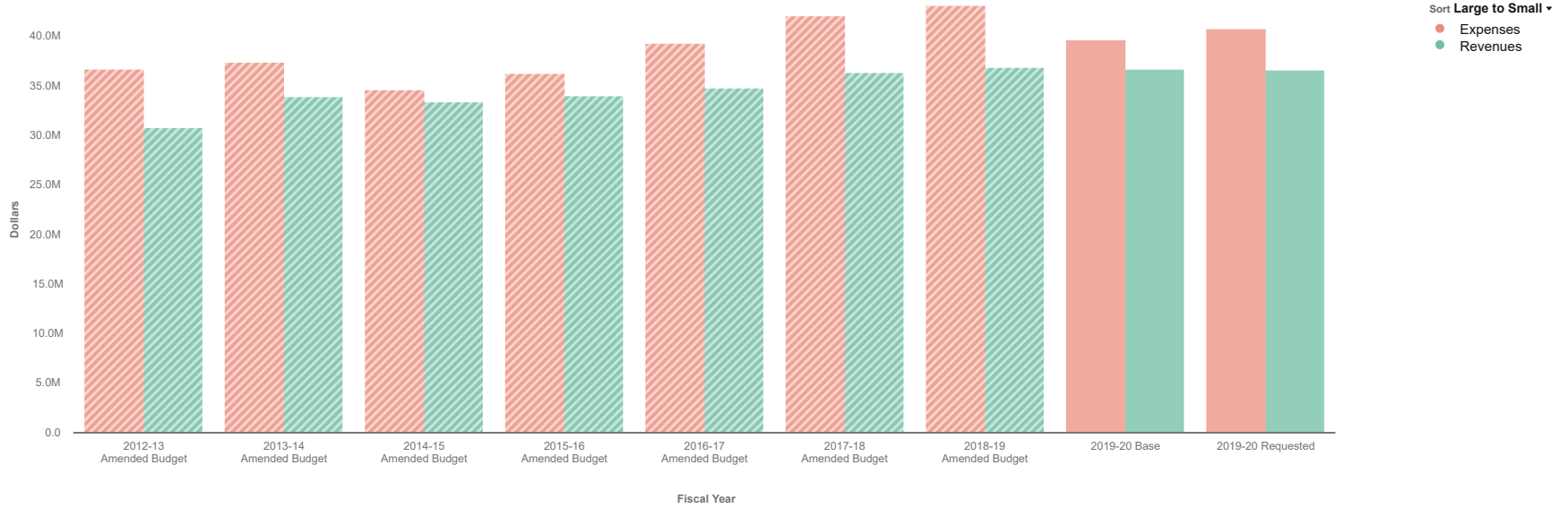


Collapse All	2017-18 Actuals	2018-19 Budget	2018-19 Actuals	2019-20 Base Budget	2019-20 Requested Budget
<b>▼ Revenues</b>	\$ 37,861,904	\$ 36,912,935	\$ 32,526,895	\$ 36,686,470	\$ 36,675,317
▶ Taxes	24,949,712	24,704,800	23,217,527	24,967,600	25,314,166
▶ Charges for Services	4,482,050	4,890,188	3,988,330	4,614,788	4,572,477
▶ Intergovernmental	4,774,607	4,232,871	3,587,978	4,141,501	4,221,823
▶ Transfers In	1,557,084	1,635,073	643,741	1,582,952	878,834
▶ Fines, Forfeitures & Penalties	1,060,659	810,025	502,818	830,025	830,025
▶ Licenses, Permits & Franchises	340,140	291,400	305,645	291,400	312,400
▶ Interest & Rents	242,266	237,378	254,883	238,304	531,092
▶ Miscellaneous Revenues	231,385	111,200	25,972	19,900	14,500
▶ Other Financing Sources	224,001	0	0	0	0
<b>▼ Expenses</b>	38,035,190	43,066,878	31,480,968	39,682,732	40,787,353
▶ Salaries & Benefits	24,285,021	26,918,142	19,592,656	26,599,798	26,865,479
▶ Services and Supplies	9,627,560	10,867,965	8,046,519	5,318,508	10,507,303
▶ Transfers Out	3,264,971	4,014,618	3,594,420	1,428,976	2,440,257
▶ Other Expenses	0	595,137	0	5,740,521	396,270
▶ Support of Other	465,133	333,258	39,033	380,990	480,990
▶ Capital Outlay	263,173	107,016	91,993	166,000	49,116
▶ Debt Service	129,333	230,742	116,347	47,938	47,938
<b>Revenues Less Expenses</b>	\$ -173,286	\$ -6,153,943	\$ 1,045,927	\$ -2,996,262	\$ -4,112,036

Data filtered by Types, GENERAL FUND and exported on May 10, 2019. Created with OpenGov

### Trend - Amended Budget Surplus (Deficits) - General Fund

Updated On 13  
May, 2019

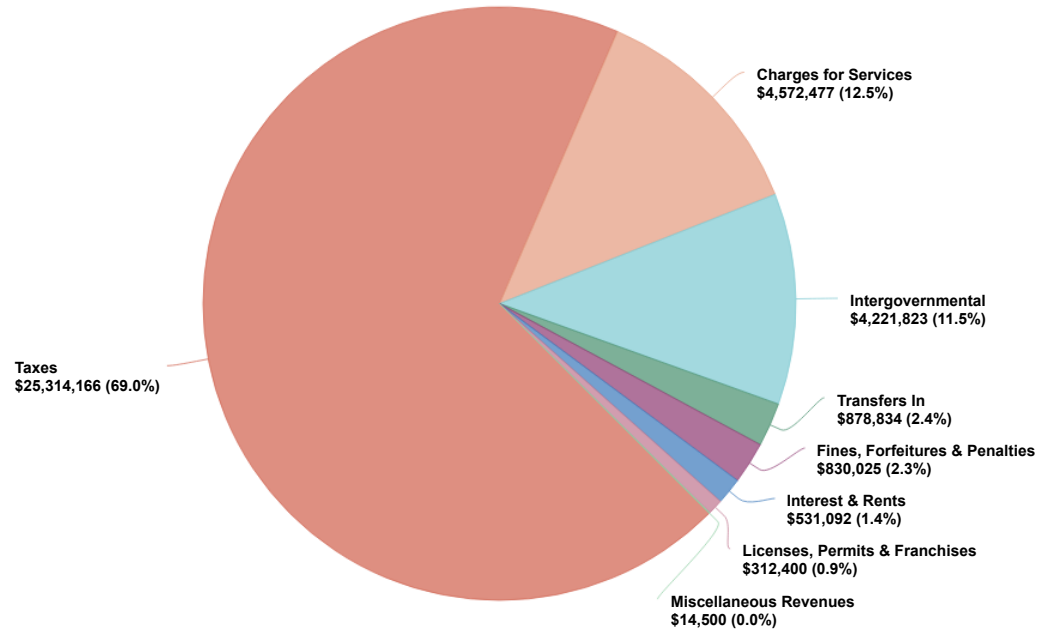


	2012-13 Amended Budget	2013-14 Amended Budget	2014-15 Amended Budget	2015-16 Amended Budget	2016-17 Amended Budget	2017-18 Amended Budget	2018-19 Amended Budget	2019-20 Base	2019-20 Requested
<b>Expand All</b>									
► Revenues	\$ 30,849,418	\$ 33,982,760	\$ 33,450,660	\$ 34,051,277	\$ 34,788,846	\$ 36,351,782	\$ 36,912,935	\$ 36,686,470	\$ 36,675,317
► Expenses	36,714,505	37,434,022	34,624,140	36,318,882	39,356,346	42,119,146	43,066,878	39,682,732	40,787,353
<b>Revenues Less Expenses</b>	<b>\$ -5,865,087</b>	<b>\$ -3,451,262</b>	<b>\$ -1,173,480</b>	<b>\$ -2,267,605</b>	<b>\$ -4,567,500</b>	<b>\$ -5,767,364</b>	<b>\$ -6,153,943</b>	<b>\$ -2,996,262</b>	<b>\$ -4,112,036</b>

Data filtered by Types, GENERAL FUND and exported on May 13, 2019. Created with OpenGov

# General Fund - Estimated Revenues by Type

Updated On 13  
May, 2019

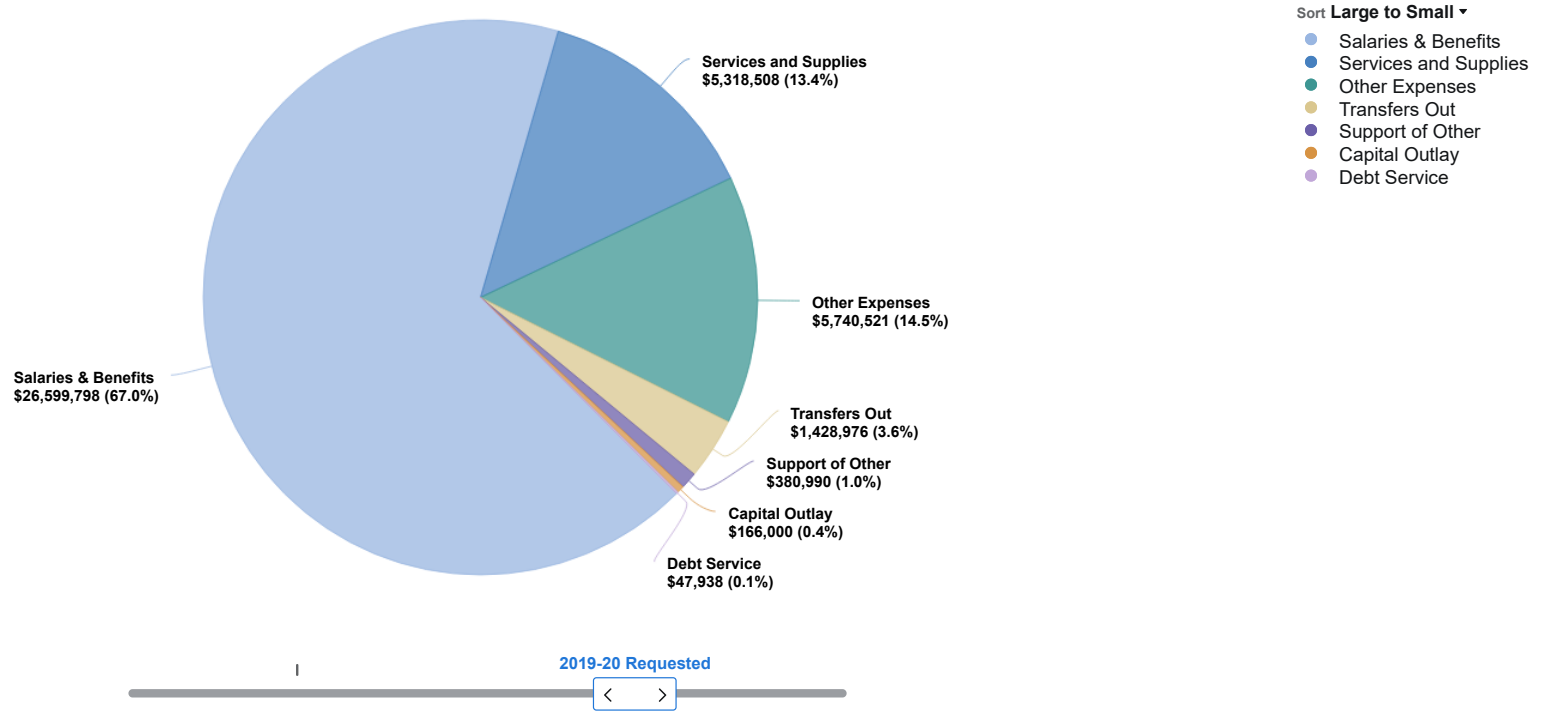


- Sort **Large to Small** ▾
- Taxes
  - Charges for Services
  - Intergovernmental
  - Transfers In
  - Fines, Forfeitures & Penalties
  - Interest & Rents
  - Licenses, Permits & Franchises
  - Miscellaneous Revenues

Data filtered by Revenues, GENERAL FUND and exported on May 13, 2019. Created with OpenGov

# General Fund Requested Expenditures, by Object

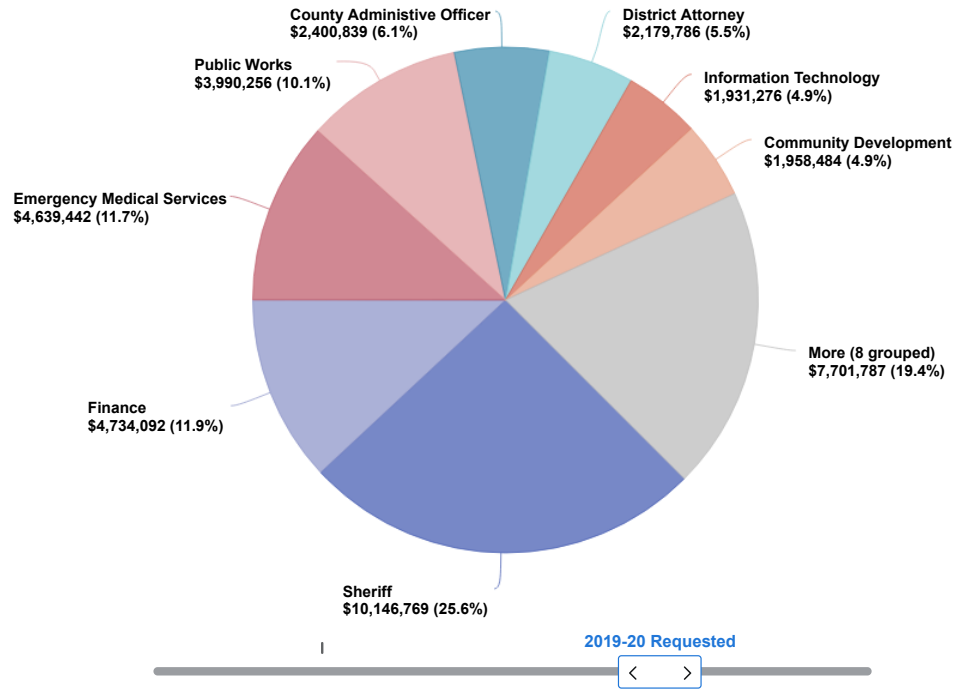
Updated On 13  
May, 2019



Data filtered by Expenses, GENERAL FUND and exported on May 13, 2019. Created with OpenGov

# General Fund - Requested Expenditures by Department

Updated On 13  
May, 2019



- Sort **Large to Small** ▾
- Sheriff
  - Finance
  - Emergency Medical Services
  - Public Works
  - County Administrative Officer
  - District Attorney
  - Information Technology
  - Community Development
  - More (8 grouped)

Data filtered by Departments, GENERAL FUND, Expenses and exported on May 13, 2019. Created with OpenGov