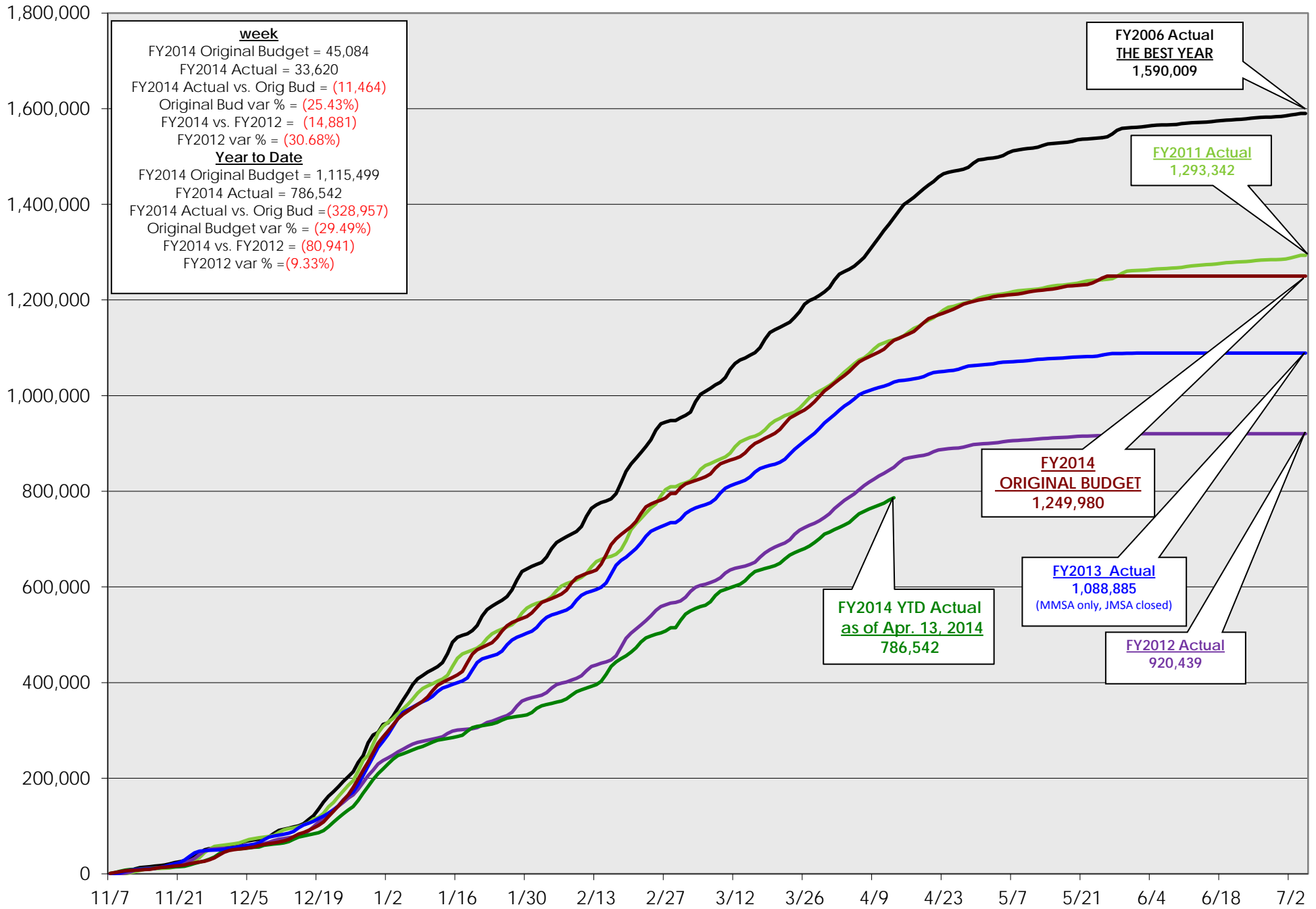
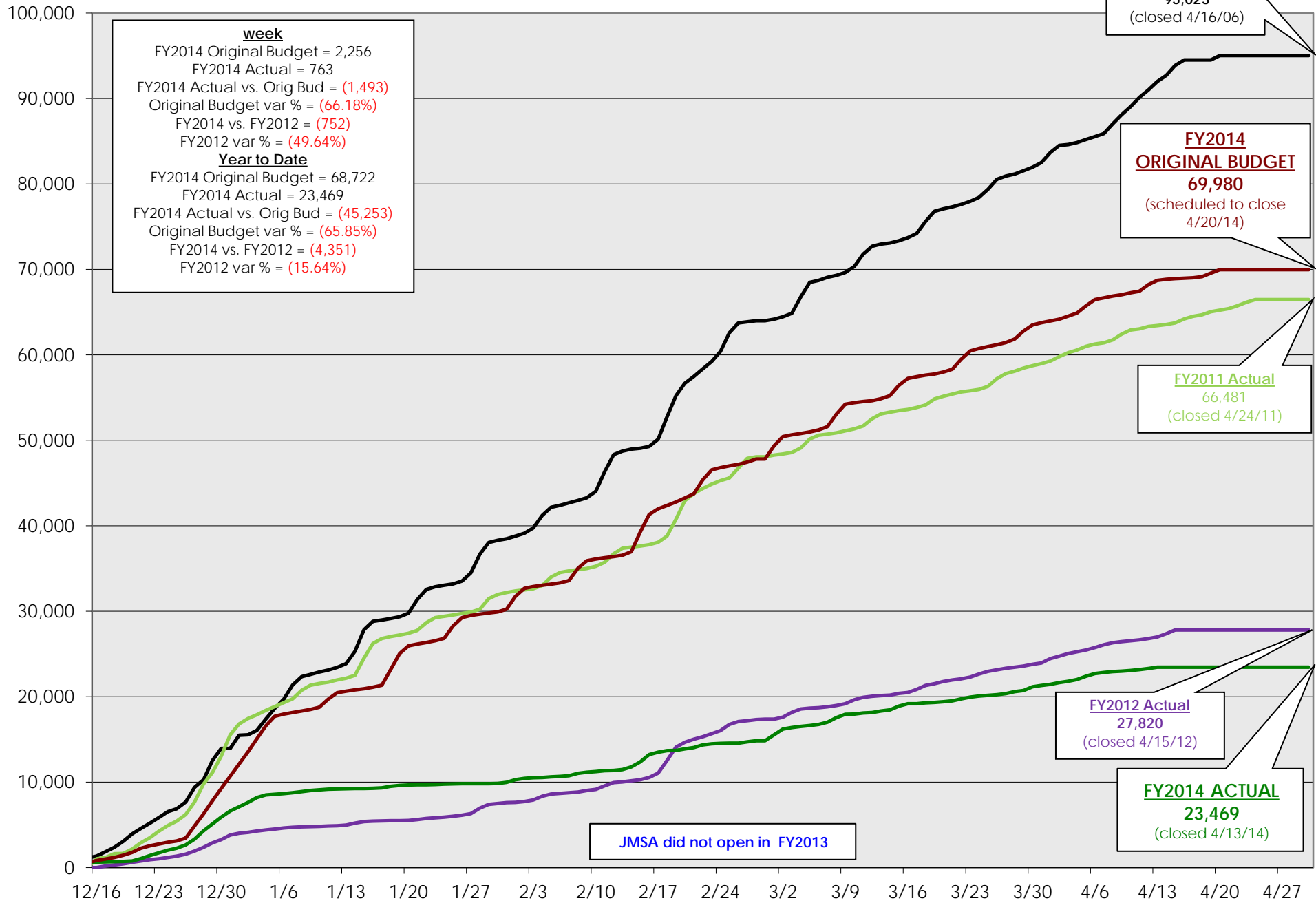


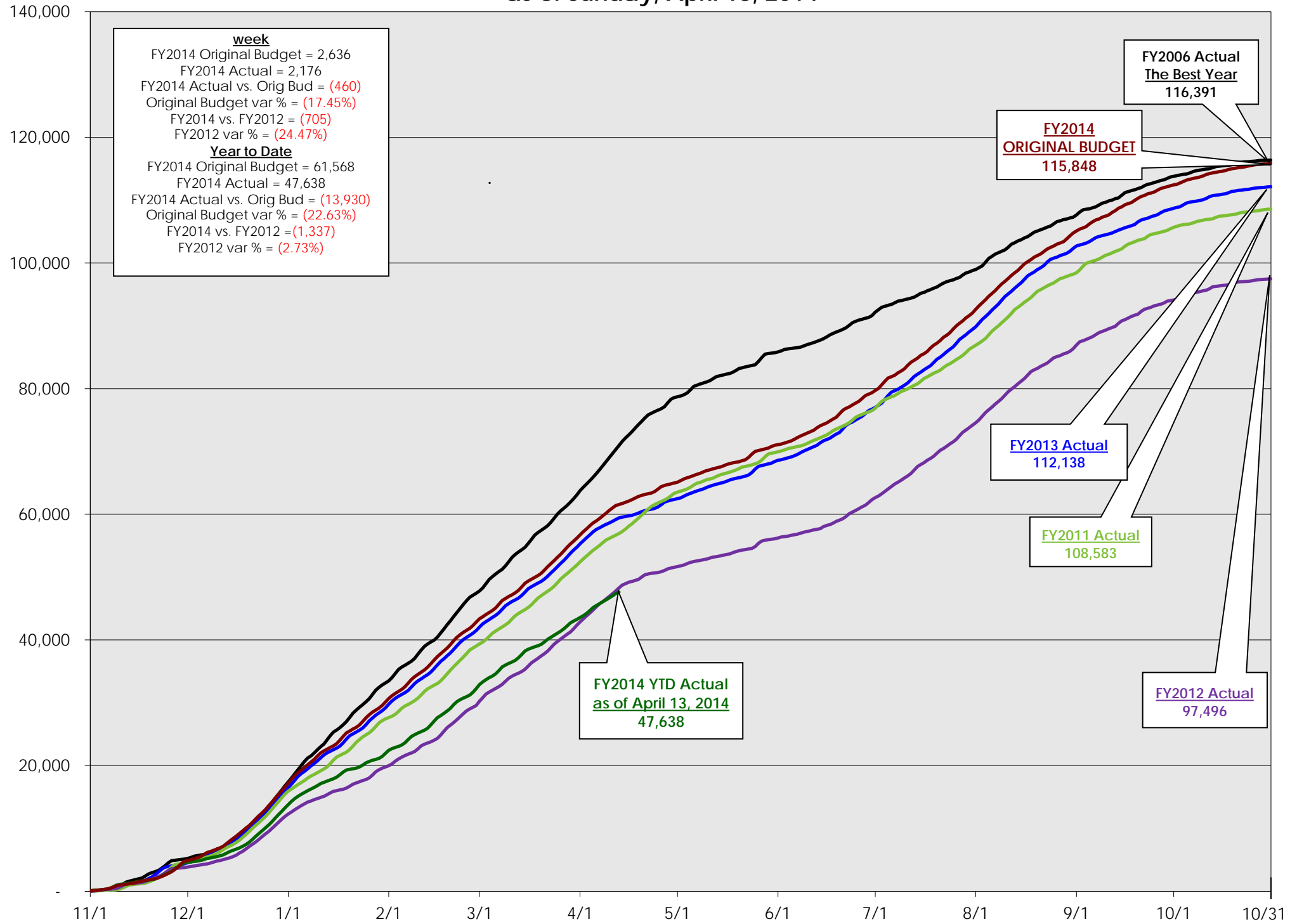
FY2014 YTD Total Skier Visits (MMSA & JMSA) as of April 13, 2014



FY2014 Total June Mtn. Skier Visits as of April 13, 2014



FY2014 YTD Hospitality Occupied Rooms as of Sunday, April 13, 2014



week
 FY2014 Original Budget = 2,636
 FY2014 Actual = 2,176
 FY2014 Actual vs. Orig Bud = (460)
 Original Budget var % = (17.45%)
 FY2014 vs. FY2012 = (705)
 FY2012 var % = (24.47%)

Year to Date
 FY2014 Original Budget = 61,568
 FY2014 Actual = 47,638
 FY2014 Actual vs. Orig Bud = (13,930)
 Original Budget var % = (22.63%)
 FY2014 vs. FY2012 = (1,337)
 FY2012 var % = (2.73%)

FY2014 YTD Total Company Revenue as of April 13, 2014

<u>week</u>	
FY2014 Original Budget =	\$4,521,842
FY2014 Actual =	\$3,514,278
FY2014 Actual vs. Orig Bud =	(\$1,007,564)
Original Budget Var % =	(22.28%)
FY2014 vs. FY2012 =	(\$788,226)
FY2012 Var % =	(18.32%)
<u>Year to Date</u>	
FY2014 Original Budget =	\$123,594,423
FY2014 Actual =	\$90,784,308
FY2014 Actual vs. Orig Bud =	(\$32,810,115)
Original Budget Var % =	(26.55%)
FY2014 vs. FY2012 =	(\$3,615,545)
FY2012 Var % =	(3.83%)

